



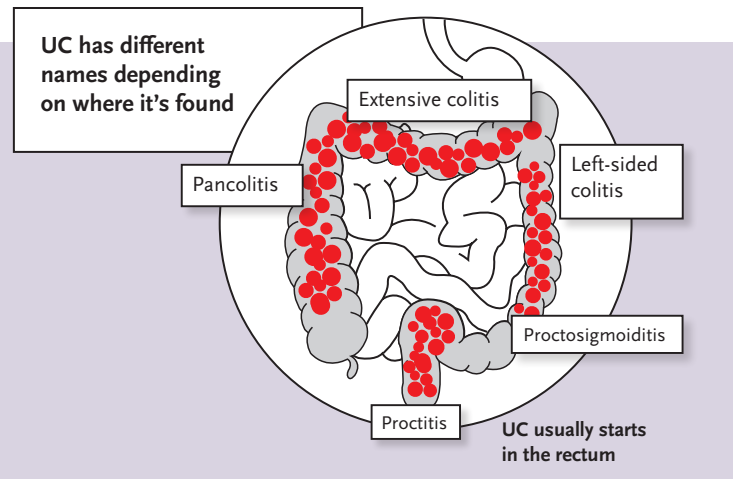
## Why have I been prescribed rectal therapy?

1 of 2

In ulcerative colitis (or UC for short), the colon and rectum become inflamed.


**The goal of treatment is to get your inflammation under control and to stop it from coming back.**

Getting the medicine where it's needed isn't always simple. For people with distal disease (UC that affects the last part of your colon), experts recommend rectal therapy as it makes sure the medicine gets to where it's needed most.



Depending on where your disease is located, the medicine is delivered to the inflamed areas by either a suppository, foam, or enema. It is natural to feel a bit uncertain about using rectal therapy at first. Don't worry, most people get used to them quickly and they become just another part of your day.

Even if you start to feel better, it is very important to stick to your treatment routine. If you do find yourself missing doses, talk to your doctor or nurse – they are there to help. You can also download the you...track app from the App and Google Play store to help you stay on track with your treatment and monitor your symptoms.



Symptom tracker app

For more information on inflammatory bowel disease, watch this video by scanning the QR code



If you get any side effects, talk to your doctor, pharmacist or nurse. This includes any possible side effects not listed in the package leaflet. You can also report side effects directly via the Yellow Card Scheme at <https://www.yellowcard.mhra.gov.uk/> for UK residents and via <http://www.hpra.ie/homepage/about-us/report-an-issue> for residents of the Republic of Ireland. By reporting side effects you can help provide more information on the safety of medicines.

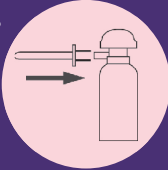
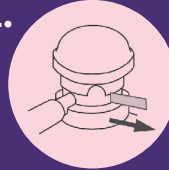

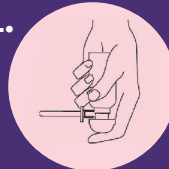




# How to use Budenofalk Rectal Foam

2 of 2

Budenofalk Rectal Foam contains a medicine called budesonide. The foam comes in a can with single-use applicators. The diagrams below show you how to use the can and applicators correctly. Please note, these instructions are for Budenofalk Rectal Foam only. **Always follow your doctor's instructions when using this medicine.**

Each can contains sufficient foam for 14 applications (enough for 14 daily doses).

<p><b>1.</b>  Push the flexible, lubricated nozzle onto the spout of the can. Shake for 15 seconds.</p>	<p><b>2.</b>  Before first use, remove the plastic safety lock.</p>
<p><b>3.</b>  Twist the dome so the nozzle lines up with the semi-circular gap.</p>	<p><b>4.</b>  Place your index finger on the pump and turn upside down. Stand with one foot on a chair or lie on your left side with your left leg stretched out and your right knee bent.</p>
<p><b>5.</b>  Insert the nozzle as far into the rectum as possible. Push down the pump and slowly release - the foam will come out the can when you release the dome. After 10-15 seconds remove the nozzle.</p>	<p><b>6.</b>  Discard the nozzle using the plastic bags in the box. Make sure you use a fresh nozzle on next use.</p>

**Please make sure you:**

- wash your hands before and after use
- store and use at room temperature (between 20 and 30°C)
- do not refrigerate or freeze
- store away from the reach of children
- keep away from flames or sparks
- protect from direct sunlight
- use within 12 weeks of first application
- do not use after the expiry date
- shake the can well before each use
- warm the can between your hands
- hold it upside down to administer the foam
- dispose of the applicator after each use


It's important to try and be as relaxed as possible during administration. You shouldn't feel any pain when using the applicator, but if it does feel uncomfortable it might help to use additional lubricant or to run warm water over the applicator before use.

It is normal for people to leak some of the foam after use, but this usually settles as your symptoms get better. If you do experience leakage, it might help to use the foam earlier in the evening so that you can have a shower before going to bed. Some people find it useful to wear an incontinence pad so that they don't have to worry about leakage during the night.

Unless you're advised otherwise by your doctor or specialist nurse, it is generally recommended that you keep using your therapy until symptoms settle. If your symptoms fail to settle you should let your hospital team know. Keeping a supply of foam at home might be useful so that if you have any signs of rectal bleeding, you can resume your therapy straight away.

When you insert the applicator you shouldn't experience any rectal bleeding. However, you might notice some blood in your poo or in the toilet bowl when you pass the foam. Don't worry this is normal, but if the amount of blood increases be sure to speak to your doctor or specialist nurse.

For more detailed information, please download 'How to use Budenofalk Rectal Foam' video illustration (MP4 iPod/iPad ready) at [www.dralk.co.uk/rectaltreatments](http://www.dralk.co.uk/rectaltreatments) or by scanning the QR code



Provided as a service to medicine by Dr Falk Pharma UK Ltd, Unit K, Bourne End Business Park, Cores End Rd, Bourne End, SL8 5AS Registered in England No: 2307698

UI--2200098

Date of preparation: July 2022